

Range: **CYCLIC AGM**
 Type name: **TBC12-75**
 Barcode: **8436594880544**



PERFORMANCES*		CONFIGURATION	
Voltage:	12 V	Size:	260x168x208 mm (G24)
Capacity:	79 Ah (20h)	Polarity:	1
Cap. 5/10/100h:	66/75/83 Ah	Terminal:	M (M6 thread)
Energy at 100h:	1 kWh	Holddown:	-
Cycles at 50%:	700	Ventilation:	Valve regulated (VRLA)
Max. current:	900 A (5seg)	Maintenance:	Not required (MF)
Int. Resistance:	7 mΩ		
Self-Discharge:	15 months		
(from the date of production, at 25°C)			

*According to standards IEC 60254/60896

INTERNAL CONSTRUCTION		COMPONENTS	
Technology:	Manufacturer-sealed AGM	Container:	ABS/light grey
Alloy:	Calcium	Lid:	ABS/dark grey
Separator:	AGM (glass mat)	Plugs:	Thermal sealing, ABS/dark grey
Total Weight:	22 kg	Handles:	On lid, PP/dark grey
Origin:	Asia		

RECOMMENDATIONS	
Storage:	Check voltage every 8 months.
Recharge:	Use automatic chargers with constant voltage and AGM setup.
Installation:	Use the appropriate cable section and length. Keep connections tight.

CEMA Baterías is the exclusive importer for Europe of DECK Battery products

TABLES & CHARTS

CYCLIC AGM

TBC12-75

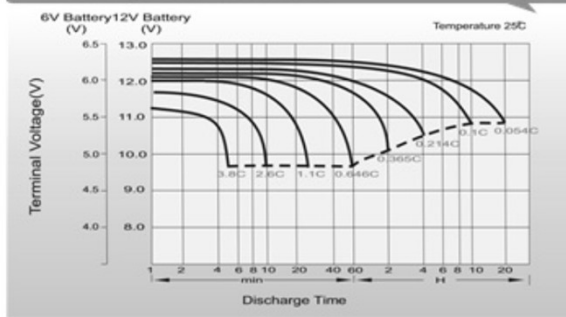
TBC12-75 Constant Current Discharge (Amperes) at 25 °C

F.V/Time	10min	15min	20min	30min	45min	1h	2h	3h	4h	5h	6h	8h	10h	20h
1.85V/cell	109.8	92.4	80.7	58.1	46.1	37.4	23.3	18.1	14.7	11.9	10.4	8.50	7.08	3.98
1.80V/cell	140.3	111.6	95.4	68.6	53.7	41.9	25.4	19.5	15.7	12.8	11.2	9.02	7.50	4.02
1.75V/cell	154.2	121.9	102.7	71.2	55.7	43.9	26.3	19.9	16.0	13.2	11.5	9.17	7.58	4.06
1.70V/cell	168.0	130.2	107.9	74.1	57.9	45.3	27.4	20.4	16.5	13.5	11.7	9.30	7.65	4.13
1.65V/cell	181.4	138.4	114.6	78.1	59.4	46.8	28.1	21.3	17.0	13.9	12.0	9.45	7.81	4.19
1.60V/cell	196.9	148.1	122.1	82.5	61.9	48.5	29.1	22.0	17.6	14.3	12.2	9.54	7.89	4.21

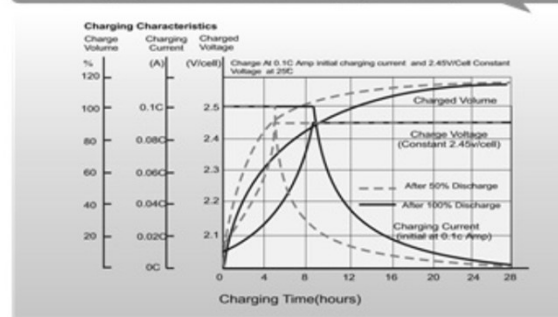
TBC12-75 Constant Power Discharge (Watts/cell) at 25 °C

F.V/Time	10min	15min	20min	30min	45min	1h	2h	3h	4h	5h	6h	8h	10h	20h
1.85V/cell	204.9	174.2	153.9	111.6	89.3	72.7	45.3	35.4	28.8	23.4	20.6	16.8	14.0	7.97
1.80V/cell	258.3	207.3	179.1	130.1	103.0	80.9	49.2	37.9	30.6	25.1	22.0	17.8	14.8	8.03
1.75V/cell	280.3	224.3	191.1	134.4	106.3	84.4	50.9	38.5	31.2	25.7	22.6	18.1	15.0	8.10
1.70V/cell	301.3	237.7	199.7	139.4	110.3	86.8	52.7	39.5	31.9	26.3	23.0	18.3	15.1	8.24
1.65V/cell	322.8	251.1	211.1	146.4	112.6	89.4	54.1	41.1	33.0	27.0	23.5	18.6	15.4	8.34
1.60V/cell	344.5	265.4	222.6	153.0	116.3	91.8	55.5	42.1	33.9	27.7	23.9	18.8	15.6	8.37

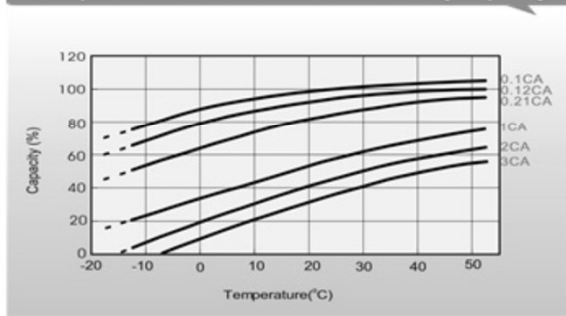
Discharge Characteristics



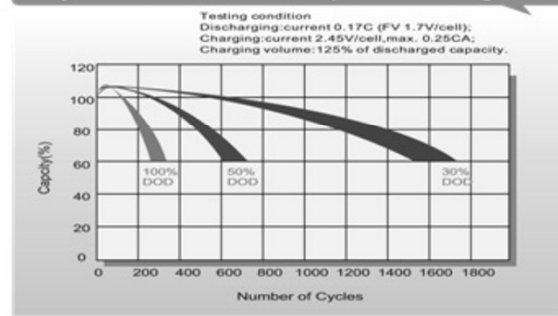
Charging Characteristics (cycle use)



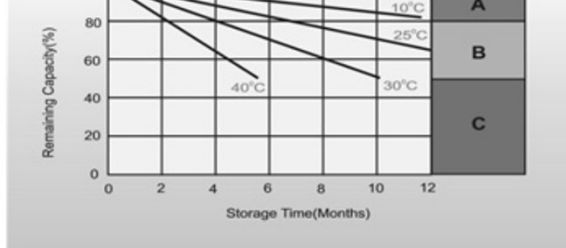
Temperature Effects in Relation to Battery Capacity



Cycle Life in Relation to Depth of Discharge



Self Discharge Characteristics



- A** No supplementary charge required
(Carry out supplementary charge before use if 100% capacity is required.)
- B** Supplementary charge required before use. Optional charging way as below:
 1. Charged for above 3 days at limited current 0.25CA and constant voltage 2.25V/cell.
 2. Charged for above 20 hours at limited current 0.25CA and constant voltage 2.45V/cell.
 3. Charged for 8-10 hours at limited current 0.05CA.
- C** Supplementary charge may often fail to recover the capacity.
The battery should never be left standing till this is recharged.